

Wise up on

# Waste busters

## Waste Management in Education Puppet Show

### Teacher Resource Grade R-3

**Written by:**

Liezel Blom

**Edited by:**

Anetta

**Technical support by:**

Dreyer Lötter

**Printed by:**



Minuteman – Alberton

ISBN: 978-0-9585143-4-7

©Tamarron Trading 160 (PTY) Ltd, 2005  
[www.sateacher.co.za](http://www.sateacher.co.za)

Wise up on

# Waste busters








# Waste busters

## Puppet Show

A puppet show is the foundation of the preschool and foundation phase project. The problems and solutions concerning waste management are viewed through the eyes of "The family". Through an encounter with friendly characters representing "Penny Plastics, Milly Metal, Peter Paper, Gugu Glass and Compi Compost" the family learns about the valuable treasures found in a rubbish bin. From litter to recycling to landfills, "The characters" show the family how they can save the treasures of the earth.

## Waste buster Characters:

 <p><b>Penny plastic</b></p>	 <p><b>Milly metal</b></p>	 <p><b>Peter paper</b></p>	 <p><b>Gugu Glass</b></p>	 <p><b>Compi compost</b></p>
<p>Penny Plastic has a bouncy and fun attitude. She sometimes wants to do too many tasks. She focuses on the 3Rs of plastic.</p>	<p>Milly Metal is always full of energy and enthusiasm. She sometimes thinks she is stronger than she is. She focuses on the 3Rs of metal.</p>	<p>Peter Paper is a very serious character. He always gives us facts on the 3Rs. He focuses on the 3Rs of paper.</p>	<p>Gugu Glass is always concerned about health issues. She is sometimes a bit of a snob. She focuses on the 3Rs of glass.</p>	<p>Compi Compost is always asking: "Can I make something to eat with it." He focuses on the 3Rs of organic waste.</p>

## Waste creators

- "Paper man"
- "Can man"
- "Plastic man"
- "Stage from waste"

## Concern citizens

- "The family"

# Waste busters

## Scene 1: Search for the hidden treasure

This interactive puppet show introduces learners to all waste management concepts embodied in the **Wise up on Waste** teacher package. Through the medium of a puppet show, the family and CPP reveal the concepts of litter, reducing, re-using and recycling.

### Pre-school and Foundation Phase

Waste flying from stage, falls on the ground in front of learners. (Each of the "Waste Creator" characters pops up now and then)

**Family:** (Close hand and open so family is visible to children - front stage (fs))

What is going on?

**Family:** (Peep over the edge)

Who threw all the waste down here?

(Paper man pops up – back stage (bs) – family turns around – "paper man" goes down)

**Family:** (Again with loader voices and peeping over the edge)

Who threw all the waste down here? (Pause. Give learners the opportunity to answer.)

("Can man" pops – back stage (bs) – family turns around – can man goes down)

**Family:** (Again with loader voices and peeping over the edge) Who threw all the waste down here? (Pause. Give learners the opportunity to answer.)

(Plastic man pops up – back stage (bs); family turns around, plastic man goes down)

**Family:** (Again with shouting voices and peeping over the edge) Who threw all the waste down here? (Pause. Give learners the opportunity to answer.)

### Pre-school and Foundation Phase

**Penny Plastic:** Parts of me are lying all over. Can you please help me to pick it up. Do you know what to pick up? (Pause) Plastic. My body is made from plastic.

**Family:** But where should we put the plastic objects that we pick up?

**Penny Plastic:** Look for the bin with this sign. (Holding up the picture of the crayon.) Whenever you see this sign, you know that plastic must go into that container or dustbin.



**Milly Metal:** (Throwing a "fishing rod" with a string attached to it and picking up a piece of metal.) Look! This piece is similar to me. Do you know what we call this material? (Pause). It is metal or tin. Cold drink cans are made of it. I am sure you will also help me to pick up all the pieces of metal by using your magnets.

**Family:** But where should we put the metal objects that we pick up?

**Milly Metal:** (Holding up the picture of the can). Whenever you see this sign, you know metal must go into that container or dustbin.



# Waste busters

## Pre-school and Foundation Phase

**Peter Paper:** Nobody wants to read me anymore. I am all over the place. Do you know what I am made of? (Pause) Paper. My body is made of paper.

**Family:** But where should we put the paper we pick up?

**Peter Paper:** Look for the bin with this sign. (Holding up the picture of the newspaper.) Whenever you see this sign, you know paper must go into that container or dustbin.

**Compi Compost:** Look, what is lying there? An apple core.

**Family:** We should not throw food on the floor, but where should we put the left overs.

**Compi Compost:** Look for the compost box. It has this sign. (Showing the picture for compost.)

**Gugu Glass:** Is that part of my body? Yes it is. Pieces of glass.

**Family:** We cannot pick it up, it can be dangerous.

**Gugu Glass:** Why? Are you saying that I am dangerous?

**Family:** It can cut you. I am sure your teacher will help you to pick it up.

**Gugu Glass:** Look for the bin with this sign. (Holding up the glass picture.) Where ever you see this sign you know glass must go into that container or dustbin.

**Family:** Clean and tidy, just the way we like it!



# Waste busters

## Scene 2: How much does it weigh

To begin to understand the solid waste dilemma, learners must realise that we produce a lot of waste each and every day. This puppet show will help your learners to visualise the daily waste volume generated by people in their class. Identify who produces garbage. This activity will include "Waste Bag Weigh-in", a maths-oriented activity focusing on mass.

### Pre-school and Foundation Phase

Puppets sit with a big bag of waste in front of them.

**Peter Paper:** Look at all this waste!

**Gugu Glass:** This is all the waste we made yesterday.

**Penny Plastic:** Who made all this waste?

**Peter Paper:** They did! (Looking at the stage)

**Gugu Glass:** ... and they did! (Looking at the children.)

**Peter Paper:** Did they make all this waste in one day!

**Gugu Glass:** Yes.

**Peter Paper:** One day! Eish!

**Milly Metal:** Let us see what waste they (looking at learners) produced.

**Gugu Glass:** Oh no!

**Milly Metal:** What is wrong Gugu?

**Gugu Glass:** You cannot just open it or take out the waste!

**Milly Metal:** Why?

**Gugu Glass:** It is dirty and unhealthy.

**Milly Metal:** So what should I do?

**Gugu Glass:** You should wear rubber gloves and protect your clothing or wear old clothes.

### Pre-school and Foundation Phase

**Milly Metal:** Wow, Gugu you are clever. I almost took it out with my bare hands. (Pause) It could have made me ill.

**Gugu Glass:** (to learners) Who wants to take the waste from this bag? Look, here are "Waste buster clothes" for two children.

**Milly Metal:** But where will they put the waste?

**Gugu Glass:** Oh, yes! We need to prepare this table. (Looking at table).

**Milly Metal:** Which of you would like to prepare the table.

**Gugu Glass:** You can prepare the table with waste lying on it.

(Give learners the opportunity to prepare the table and to put on "Waste detective clothes")

**Peter Paper:** Wow! This is a lot of waste. Look at all the pieces of paper.

**Penny Plastic:** Look, there are my cousins.

**Peter Paper:** Don't be silly, how can they be your cousins?

**Penny Plastic:** (with sad voice) You are right, they are part of my cousins. Please children, will you show the rest of the class a piece of my cousins. (If needed tell learners that cousins are made of plastic.)

**Peter Paper:** (to learners) Waste busters!

**Penny Plastic:** Peter don't be silly. You should tell the learners that they are waste busters.

# Waste busters

## Pre-school and Foundation Phase

**Peter Paper:** (to learners) You are Waste Busters. Who are you? I can't hear you. Say it again.

**Penny Plastic:** ... but why are they Waste Busters?

**Peter Paper:** ... because they will look at who is making waste and who is wasting things we can use again ... and BUST them.

**Penny Plastic:** Will they do it at school only?

**Peter Paper:** No, they will do it at home, in their communities, in public parks ... all over the show.

**Peter Paper:** (to learners) Your are Waste Busters. Who are you? I can't hear you say it again.

**Penny Plastic:** ... but why are they Waste Busters.

**Pete Plastic:** ... because they will look at who is making waste and who waste things we can use again ... and BUST them.

**Penny Plastic:** Will they do it at school only?

**Peter Paper:** No, they will do it at home, in their communities, in public parks ... all over the show.

**Penny Plastic:** To children. Who are you ...

**Puppets:** We are THE Waste Busters,  
Who Are You?

**Learners** We are the waste busters  
Who are you?

**Puppets** You are the waste busters so are WE  
Who are we?

**TOGETHER** We are the waste busters

## Foundation Phase

**Peter Paper:** Look at all this waste!

**Penny Plastic:** I wonder how much it weighs.

**Peter Paper:** But how much waste is this?

**Penny Plastic:** (To Grade R learners) Is this bag of waste light or heavy? Come, try to pick it up ....


**Peter Paper:** I told you, you are making a lot of waste. (To Grade R learners) Do you think this is a lot of waste? Do you think we must try to make less waste? Why? Because we are the ... (pause) WASTE BUSTERS!

**Penny Plastic:** (to Grade 1 and 2 learners) Is this bag as heavy as a brick? Come, try to pick it up ...

**Peter Paper:** Same as above, I told you, ...

**Penny Plastic:** This bag weighs (multiply learners in class by 2kg). Is this heavier or lighter than you? Come, try to pick it up ...

**Peter Paper:** Same as above, I told you, ...



## Scene 3 origins of waste and Re-using it

In order to appreciate the resource value of garbage, learners must recognise that everyday items are made from other materials.

"Beauty is in the eyes of the beholder." And so it goes for waste! Learners will learn that a used item designated as "waste" by one person can become a useful "treasure" for another. Learners will experience practical waste examples.

### Pre-school and Foundation Phase

All five characters sitting with objects in front of them.

**Penny Plastic:** Hello friends. (Bottle in front of her) Can you still remember what this is made of? (plastic)

**Milly Metal:** (can in front of her) Can you still remember what this is made of? (metal)

**Peter Paper:** (newspaper in front of him) Can you still remember what this is made of? (paper)

**Gugu Glass:** (glass container in front of her) Can you still remember what this is made of? (glass)

**Compi Compost:** (plate with fruit) I am so hungry! Hmmm, this is nice, but what am I going to do with the peels and these bits and pieces I don't want to eat. Yes, I am going to throw it onto the compost heap.

**Penny Plastic:** Look what I have made from this plastic bottle (showing learners her newly decorated bottle or created object). Do you know what it is? Do you think you can make something like this with the help of your teacher?

**Milly Metal:** Look what I have made from this tin (showing learners her newly created craft object). Do you know what it is? I am sure you can make something similar.

**Peter Paper:** Look what I have made. Do you know from what it is made?

**Gugu Glass:** Look how I decorated this bottle. I am going to give it as a gift.

**Compi Compost:** Look how my plant is growing! I gave it some of the compost I had made myself.

**Peter Paper:** We are all made from different materials. Can you still remember where you need to throw us if you find us lying around, or when you don't want to use us anymore?





# Waste busters

## Scene 4 be a litter quitter

One way many people dispose of waste is by littering . . . throwing the item on the ground, in the water, or on the sidewalk. Learners learn about the problems of litter in the environment by participating in a litter pick-up. Activities range from creating a litter collage for display to competing among teams to collect the most litter.

This activity will take place in the classroom and outside.

**Pete Paper:** Hello, children. I am very sad today.

**Milly Metal:** Why Peter? What is wrong?

**Pete Paper:** As I came to visit this children this morning, I saw papers lying around.

**Milly Metal:** Oh, Peter don't cry. I am sure the children will help us quickly.

**Pete Paper:** What should they do, Milly?

**Milly Metal:** Hmmm (thinking). Who are you again? (looking at the children). Yes, you are the Waste Busters.

**Peter Paper:** Yes, they are the Waste Busters!

**Milly Metal:** (to children) I want you to go out and pick up all the litter that is lying outside and bring it back to the class.

**Peter Paper:** Yes, go and be Litter Quitters!

### Pick up Litter

To the melody of "If Your Happy And You Know It" tune.

- If you see a piece of litter pick it up
- If you see a piece of litter pick it up
- You will make the world look better
- If you pick up all the litter.
- If you see a piece of litter, pick it up

### Pick me up

To the melody of "I'm A Little Teapot"

Pick me up,  
Put me in the dustbin,  
Or recycle me,  
When you do this,  
You'll make the earth,  
Much more beautiful,  
For you and me,

See the pond all grimy,  
Help clean up,  
You'll see more happy faces,  
Where ever you go,  
You'll make the earth more beautiful  
than ever before,  
You'll be able to hear it say

"Thank you!"



## Scene 5

### Recycling ...

A more acceptable and effective method of disposing of waste is to *recycle*. This song teaches about recycling waste like glass, cans, paper and plastics. Children learn the value of recycling, what materials are recyclable, how to separate for recycling. (Mathematics calculations and charting activities are included for the higher levels – See Intermediate Phase.

#### Recycling for our Earth

To the melody of "Mary Had a Little Lamb"

**Milly Metal:** (sing to the children)

Hear the cans go crunch, crunch, crunch,  
crunch, crunch, crunch, crunch, crunch,  
crunch, Hear the cans go crunch, crunch,  
crunch, Recycle for our earth!

**Milly Metal:** Come children let us sing... The  
cans go crunch, crunch, crunch, ...

**Gugu Glass:** (sing to children)

Hear the bottles go ding, ding, ding  
Ding, ding, ding, ding, ding, ding,  
Hear the bottles go ding, ding, ding  
Recycle for our earth!

**Gugu Glass:** Come children let us sing...  
Hear the bottle goes ding, ding, ding

**Peter Paper:** (sing to children)

Hear the paper go crinkle, crinkle, crinkle,  
crinkle, crinkle, crinkle, crinkle, crinkle, crinkle  
Hear the paper go crinkle, crinkle, crinkle  
Recycle for our earth!

**Peter Paper:** Come children let us sing...  
Hear the paper go crinkle, crinkle, crinkle

## Scene 6

### GOING to the Landfill

After we have done our best to reduce, reuse and recycle, where do the leftovers go? Learners learn that some of the remaining waste can still be used to make compost.

Use things from Scene 3.

**Compi Compost:** Why are you all so sad?

**Gugu Glass:** All our cousins are going to  
the landfill. (Things made from items in  
Scene 3 are standing in front of them)

**Milly Metal:** (to children) Do you think all  
of them must go to the landfill or dumpsite  
(use terminology that learners are familiar  
with).

**Compi Compost:** Why not?

(encourage learners to say that we can  
use it again)

**Gugu Glass:** What will you use again?

**Gugu Glass:** Oh no!, Here comes the  
waste removal truck!

**Milly Metal:** Help! They are going to take  
us.



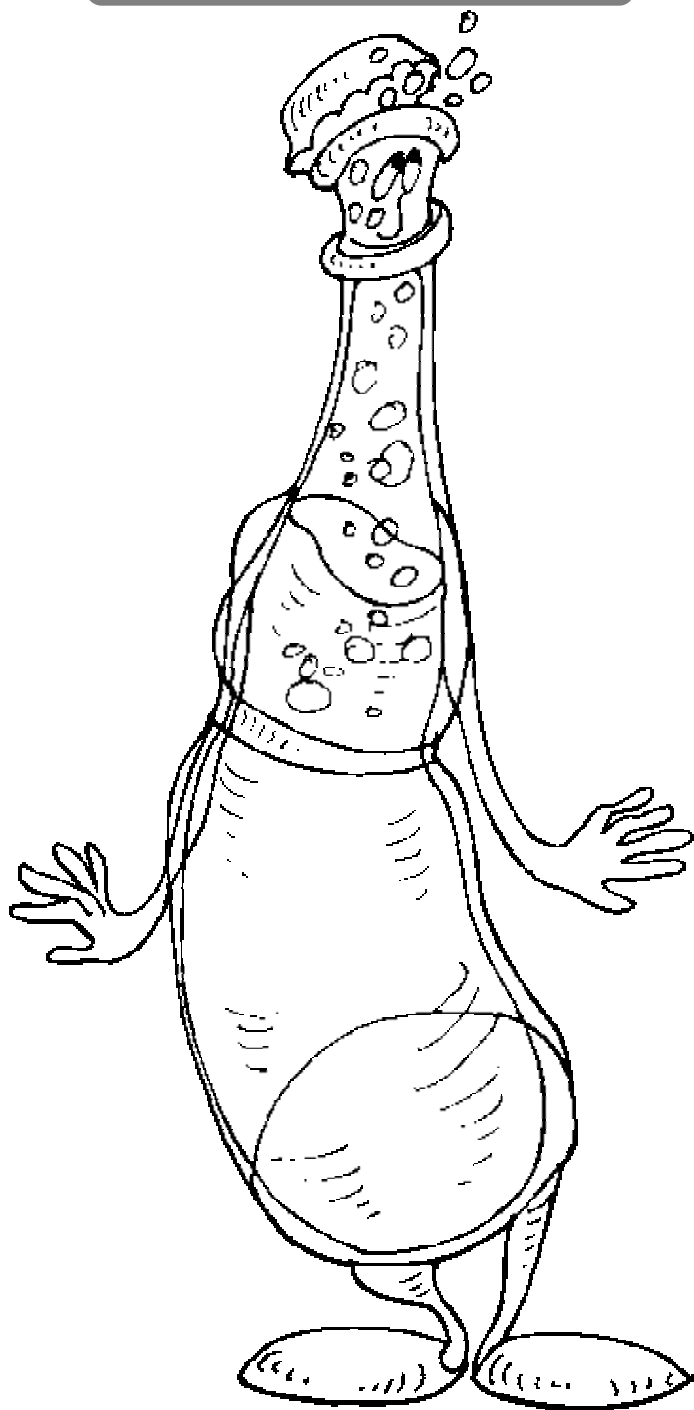
Wise up on

## Waste busters



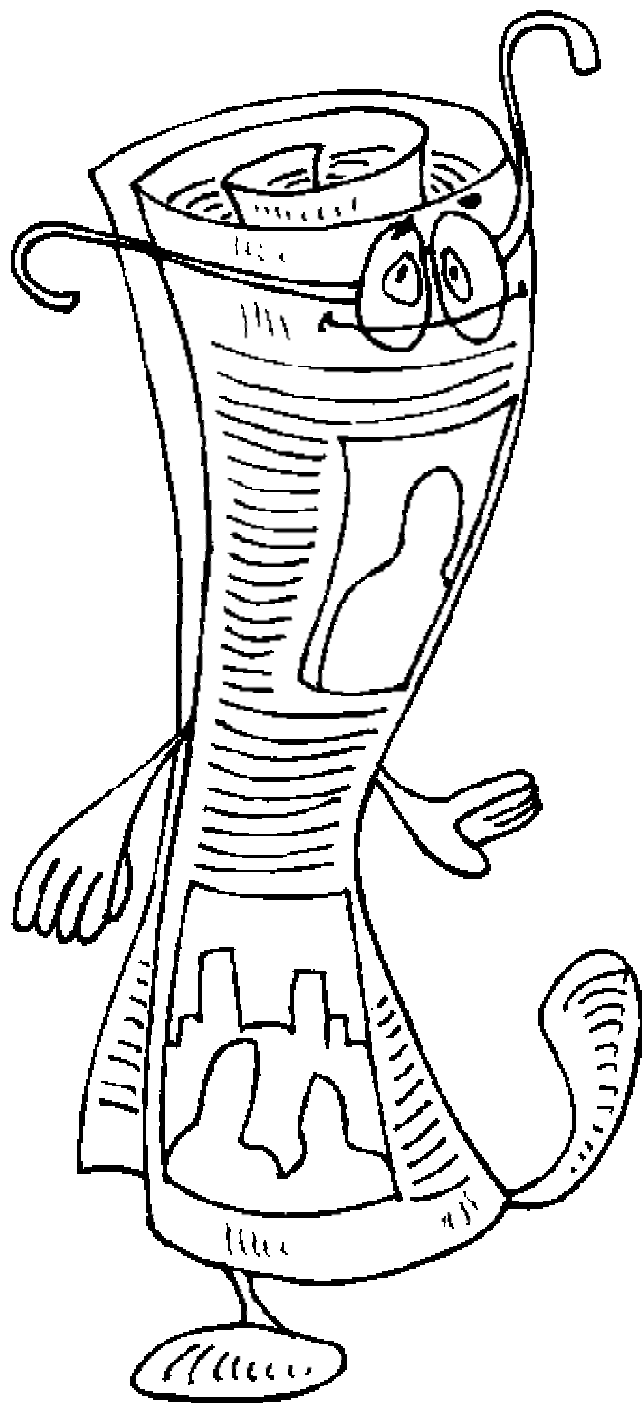
Wise up on

## Waste busters




Wise up on

## Waste busters



Wise up on

## Waste busters



Wise up on

## Waste busters

